


Who's Who? Worksheet 1



FRED



JOHN




BILL



RICHARD



ANDREW



TIM




MARK



GEORGE



CHRIS




PETER



PAUL



STEVE



ALAN



TONY



JULIAN



DAVID

Who's Who?

Teacher's Notes

Aim

Describing people (face/hair etc.).

Materials

One copy of Worksheet 1 and Worksheet 2 for each child. These should all be stuck onto coloured card. One extra copy of both worksheets should be stuck onto black card.

Duration

Approximately 30 minutes.

Language focus

Has your person got ... long/short hair, a big/small mouth/nose, big/small eyes, curly/straight/wavy/dark/fair hair, a mustache?

Is your person wearing glasses?

Aim of the game

The objective is to find out who the other player's secret card is before they guess yours. Players ask questions about the appearance of the person in order to eliminate cards in their hand.

Introduction


Draw three faces on the board, one with curly hair, one with straight hair and one with wavy hair. Write a name under each person. Tell the class you are going to describe the three people on the board but in a different order. After listening to the descriptions, the children should say the names of the people in the same order as you described them. Write up the words curly, straight and wavy next to each picture so that the children can refer to them while playing the game.

Secretly write the name of someone in the class. Tell the class they can ask you six questions to find out the name of the person on the paper and that you can only answer **Yes** or **No**. To help them, write the beginning of the sentence *Has your person got ...?* on the board, plus any words you think will be useful as reference e.g. glasses, eyes, nose, big/small, long/short hair. Repeat the activity as many times as necessary.


Playing the game

- 1 Give each child or team a set of cards from Worksheets 1 and 2, stuck onto coloured card. Children can play either against each other in pairs, or one pair can challenge another pair.
- 2 Give each child or team a "secret" card from the set stuck onto black card. They should not show anyone their "secret" card.
- 3 Each child tries to guess the other person or team's "secret" card by process of elimination. Child A (or Team A) begins by asking *Has your person got long hair?* and Child B looks at the hidden card and answers **Yes** or **No**. If Child B answers **No**, Child A then looks through his or her cards and disregards all the cards showing a person with long hair.
- 4 It is now Child B's turn to ask a question. Remember, the children should not ask whether the person is a man or a woman as this makes the game too easy.
- 5 The game continues until one player is able to guess the other person's or team's card correctly. He or she asks e.g. *Is your person David?* *Is your person Maria?* If correct, he or she is the winner.

Who's Who? Worksheet 2




MARIA



HELEN




SANDRA



KATHY




LESLEY




SARAH



SUE



CLAIRE



ANNA



GILLIAN



ANNA




ALISON




ANITA



CHRISTINE



JANE



BRENDA